

# Aug. 20 - Sept. 3: East End Amenities Survey

During the Heart of Golden Open House on Aug. 19, three design concepts were presented and those who attended were encouraged to provide feedback on each.

If you were unable to attend the meeting, we encourage you to view the concepts presented in this survey, and let us know what you think!

0% answered

## Concept 1

This vision weaves creek, habitat, and story into the city, restoring natural systems at its edge. Organic forms and nature-based design strategies soften the transition between urban and ecological spaces, reducing lawns and prioritizing native restoration. Parfet Park serves as a vibrant anchor for public events, while Vanover Park and Tucker Gulch extend into a constellation of quieter places for exploration, play, and sensory connection with the landscape.

### Concept 1 Key Features

1. **Centralized Multi-Use Event Lawn:** Flexible turf area for gathering, recreation, and community events.
2. **Creekside Nature Play:** Play features that are integrated into the landscape, made with natural materials like wood and stone.
3. **Bike Pump Track:** A continuous dirt track with features that let riders practice balance and control.
4. **Natural Amphitheater:** A terraced outdoor seating area with a shaded stage for small events and performances.
5. **Natural Splash Pad:** Natural splash pad with gentle water jets and shallow pools. integrated among rocks and native plantings, creating a playful space for cooling off and exploring.
6. **Picnic Space or Dog Park:** Picnic area with simple seating and tables set within the natural surroundings or transform the space into a dog park that incorporates native vegetation for shade and habitat.

### Calculations:

- 30,000 sf of amenity space

- 50,000 sf of lawn
- 46,500 sf of lawn in Parfet Park
- 110,000 sf of native planting

### Concept 1 Tucker Gulch

- Emphasize diverse native species to support multiple habitats and ecological processes.
- Support key functions like pollination, soil health, and climate resilience.
- Prioritize native plants, which have co-evolved with local pollinators and are critical for biodiversity.
- Use climate-adapted species to complement, not replace, native plantings.



1. Please mark each of the following Concept 1 Key Features as "Like" "Don't Like" or "Neutral".

Centralized Multi-Use Event Lawn

Creekside Nature Play

Bike Pump Track

Natural Amphitheater

Natural Splash Pad

Picnic Space or Dog Park

2. Please provide any additional feedback you would like to share about Concept 1.

## Concept 2

This concept integrates new viewing platforms and artful design into an elevated landscape experience that preserves many of the existing features. Boardwalks and floating platforms wind gently through preserved trees and expanded ecological edges, creating permeable, low-impact pathways. Nature play areas and soft transitions invite exploration and sensory connection. A cultural hub -- such as a field house or nature center -- anchors the Tucker Gulch area, offering space for storytelling, reflection, and exploration with the shade grove.

### Concept 2 Key Features

1. **Boardwalk Overlooks:** Elevated platforms and narrow overlooks offer views of Tucker Gulch and surrounding habitat.
2. **Creek Seating:** An isolated area with tables, chairs, and umbrellas for eating, working, or relaxing by the water.
3. **Large Nature Play Element:** Nature play area featuring a distinctive wooden play structure inspired by local plants and wildlife.
4. **Water Engagement:** Steps and terraces that bring people closer to the creek. Areas designed for safe, hands-on interaction with the water.
5. **Shade Structure & Relocated Restrooms:** Open-air shade structure designed for community gatherings, yoga, and small events.
6. **Native Shade Garden or Dog Park:** Re-established native ecosystems that support wildlife and improve ecological health or transform the space into a dog park that incorporates native vegetation for shade and habitat.

### Calculations:

- 30,000 sf of amenity space
- 55,000 sf of lawn
- 40,00 sf of lawn in Parfet Park
- 100,000 sf of native planting

### Concept 2 Tucker Gulch

- Boardwalk overlooks provide elevated views of Tucker Gulch and the surrounding landscape.
- Winding paths follow the contours of the gulch, inviting exploration.
- The design offers a varied and immersive experience, bringing visitors close to the natural environment.



3. Please mark each of the following Concept 2 Key Features as "Like" "Don't Like" or "Neutral".

Boardwalk Overlooks

Creek Seating

Large Nature Play Element

Water Engagement

Shade Structure & Relocated Restrooms

Native Shade Garden or Dog Park

4. Please provide any additional feedback you would like to share about Concept 2.

## Concept 3

This concept creates a network of outdoor rooms and event spaces, flexible, and rooted in community use. Expansive lawns support recreation and large gatherings, while smaller programmed moments offer opportunities for play, rest, and connection. This system of

nodes forms a constellation across the site, blending structured spaces with open green areas to invite both everyday hangouts and larger community events.

### Concept 3 Key Features

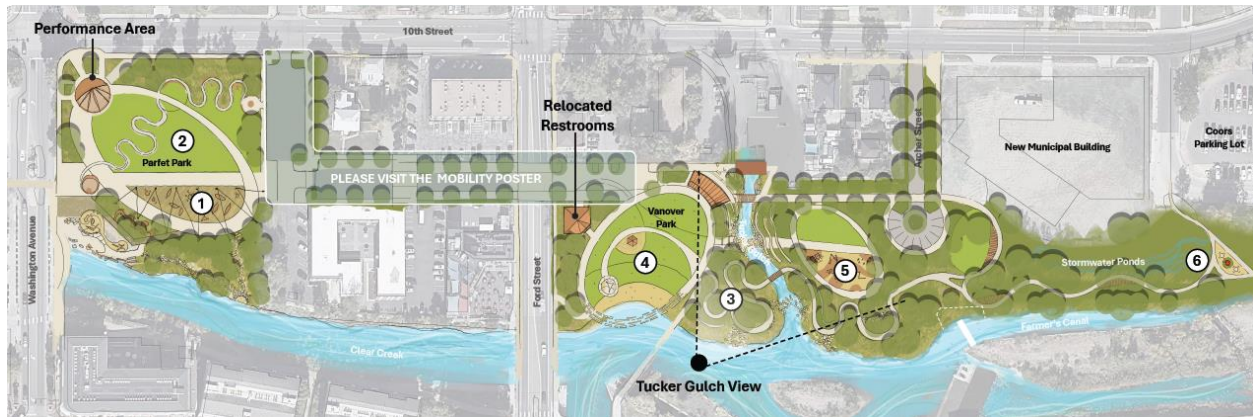
1. Programmed Spaces: Designated areas for organized activities and community events.
2. Centralized Multi-Lawn: A large turf area with hammock zones, adaptable for sports, gatherings, and performances.
3. Winding Native Paths: Narrow, winding paths weave through native plants, inviting quiet exploration and connection with the natural landscape.
4. Tiered Green Space: Tiered green space with turf, designed for flexible use like seating, gatherings, or outdoor activities.
5. Nature Play: Play area with simple, low-key equipment for open-ended, active play.
6. Sculpture Garden: Garden combining native plants with sculptural art for a blend of natural beauty and creativity.

### Calculations

- 40,000 sf of amenity space
- 50,000 sf of lawn
- 27,500 sf of lawn in Parfet Park
- 75,000 sf of native planting

### Concept 3 Tucker Gulch

- Tucker Gulch is connected to the activated spaces with winding native paths.
- This design also offers a more “built-up” access point to the gulch.



5.

Please mark each of the following Concept 3 Key Features as "Like" "Don't Like" or "Neutral".

Programmed Spaces

Centralized Multi-Lawn

Winding Native Paths

Tiered Green Space

Nature Play

Sculpture Garden

6.

Please provide any additional feedback you would like to share about Concept 3.

## Mobility Options

**All of the following roadway concepts will work with all three park concepts presented.**

8.

**What should the primary purpose of the road be on Jackson & Water Street?**





**CURBLESS SHARED STREET**



**CURBED FESTIVAL STREET**






**ONE WAY STREET, LARGE PEDESTRIAN REALM, OPTIONAL STREET PARKING**





**TWO-WAY STREET, ENHANCED PEDESTRIAN REALM, NO PARKING**



**TWO WAY STREET, SMALL PEDESTRIAN REALM, STREET PARKING**

**9.**

**What amenities do you want to see included on Jackson & Water Street? (check all that apply)**





**FURNITURE**





**GARDEN INFRASTRUCTURE**





**PERMANENT PARKLETS**





**FLEXIBLE EVENTS**





**STREET TREES / SHADE**





## ARTWORK

10. How do you want Jackson & Water Street to look/feel? (check all that apply)





**MODERN**





**CIVIC**



ARTSY





**NATURAL**






## TRADITIONAL

11. How important is on-street parking to you?






**HEAD IN PARKING FOR ABOUT 50 CARS**



**PARALLEL PARKING FOR ABOUT 28 CARS**





**NO PARKING**